

Return to Dashboard

Risk Assessment

Trade Payments

Legal Events

Special Events

Ownership

Company Profile

Financials

Inquiries

Peers

Trade References

Update Your Information

Update your information with D-U-N-S® Manager

SPACE EXPLORATION TECHNOLOGIES CORP.

D-U-N-S: 12-040-6462

ADDRESS: 1 Rocket Rd, Hawthorne, CA, 90250, United States

Active

Headquarters

Export as PDF

Report as of: 09-17-2020

Risk Assessment

QUESTIONS?

SCORES AND RATINGS

Max. Credit Recommendation

US\$ 2,000,000

PAYDEX® Score

68

LOW-MODERATE RISK

Delinquency Predictor Percentile

46

MODERATE RISK

Financial Stress Percentile

3

MODERATE-HIGH RISK

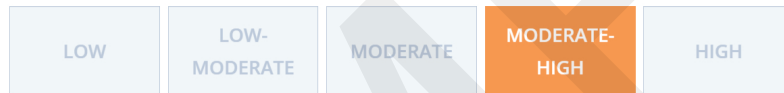
Supplier Evaluation Risk Rating

6

MODERATE RISK

D&B GUIDANCE

Overall Business Risk



Dun & Bradstreet Thinks...

- Overall assessment of this company: **SOME-STABILITY-CONCERNS**
- Based on the perceived sustainability of this company: **MODERATELY-HIGHER-THAN-AVERAGE-RISK-OF-FINANCIAL-STRESS-DISCONTINUED-OPERATIONS-OR-BUSINESS-INACTIVITY**
- Based on the payment behavior of this company: **MODERATE-POTENTIAL-FOR-SEVERELY-DELINQUENT-PAYMENTS**

Maximum Credit Recommendation

US\$ 2,000,000

The recommended limit is based on a moderately high probability of severe delinquency or business failure.

PAYDEX® SCORE

Based on 24 months of data



Low Risk (100)

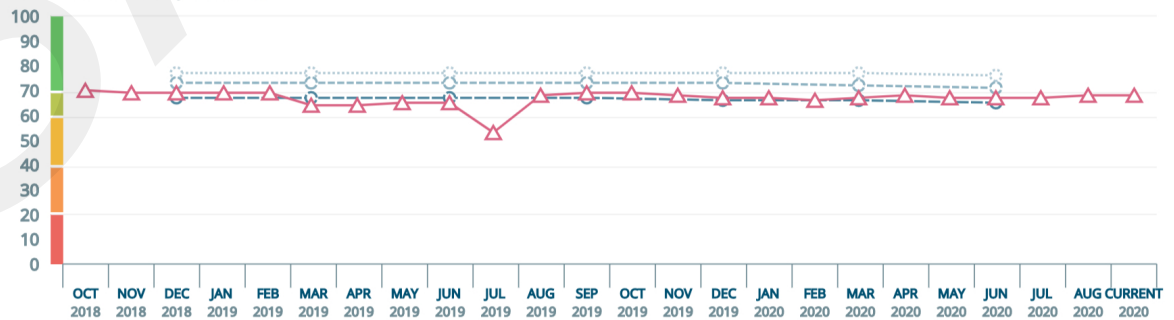
High Risk (1)

Based on a D&B PAYDEX® Score of 68

Risk of Slow Pay
Low-Moderate

Payment Behavior
17 Days Beyond Terms

Business and Industry Trends



PAYDEX® Score

Industry Median...

Industry Upper ...

Industry Lower ...

Understand My Score

Payment History

Total Last 24 Months: 80

View All

Date of Experience	Payment Status	Selling Terms	High Credit (US\$)	Now Owes (US\$)	Past Due (US\$)	Months Since Last Sale
09/20	Pays Slow 30-120+	N30	90,000	0	0	Between 6 and 12 Months
09/20	Pays Slow 30-60+	-	50,000	10,000	2,500	1
09/20	Pays Slow 30+	N30	5,000	250	250	Between 6 and 12 Months
09/20	Pays Promptly	N30	500	0	0	Between 6 and 12 Months
09/20	Pays Promptly	-	10,000	10,000	0	1

KEYS

PAYDEX®

Payment Practices

100	Anticipate
90	Discount
80	Prompt
70	15 Days Beyond Terms
60	22 Days Beyond Terms
50	30 Days Beyond Terms
40	60 Days Beyond Terms
30	90 Days Beyond Terms
20	120 Days Beyond Terms
1-19	Over 120 Days Beyond Terms
UN	Unavailable

DELINQUENCY PREDICTOR SCORE



Score
493 --

Class
3

Based on a D&B Delinquency Predictor Percentile of **46**

Factors Affecting Your Score:

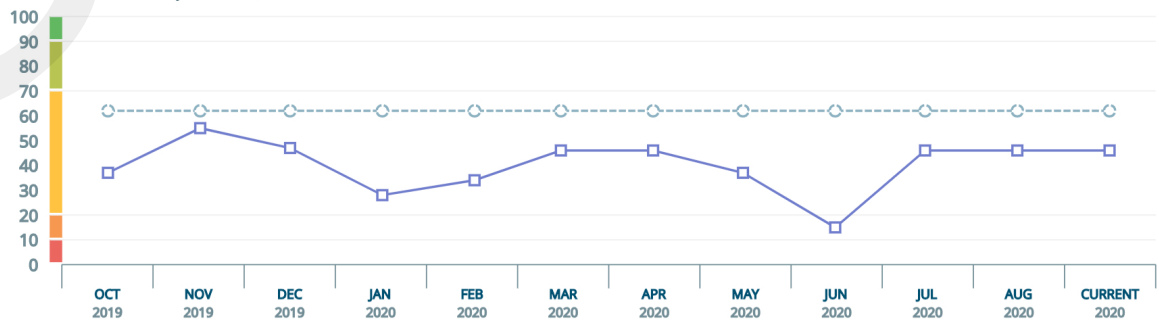
- Proportion of slow payments in recent months
- Proportion of past due balances to total amount owing
- Higher risk industry based on delinquency rates for this industry
- Evidence of open suits and liens

Level of risk
Moderate

Probability of Delinquency
6.52%

Compared to Businesses in D&B Database
10.2%


Business and Industry Trends



Delinquency Pre...

Industry Median...

FINANCIAL STRESS SCORE ⓘ



Low Risk (100) High Risk (1)

Score
1363 ↓

Class
4

Based on a D&B Financial Stress Percentile of 3

Factors Affecting Your Score:

- Low proportion of satisfactory payment experiences to total payment experiences
- High proportion of slow payment experiences to total number of payment experiences
- High proportion of past due balances to total amount owing
- UCC Filings reported
- High number of enquiries to D&B over last 12 months

Level of risk

Moderate-High

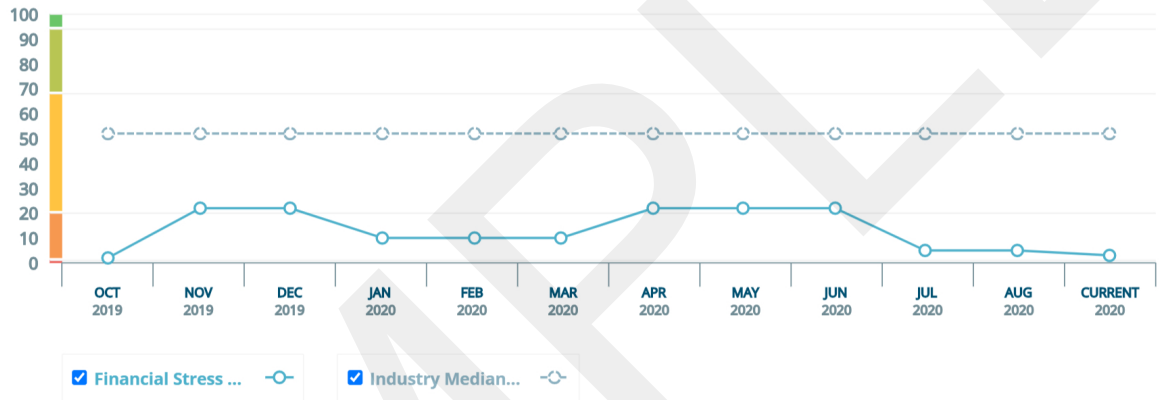
Probability of Failure

1.8%

Average Probability of Failure for Businesses in D&B Database

0.48%

Business and Industry Trends ⓘ



SUPPLIER EVALUATION RISK RATING ⓘ

Based on 24 months of data



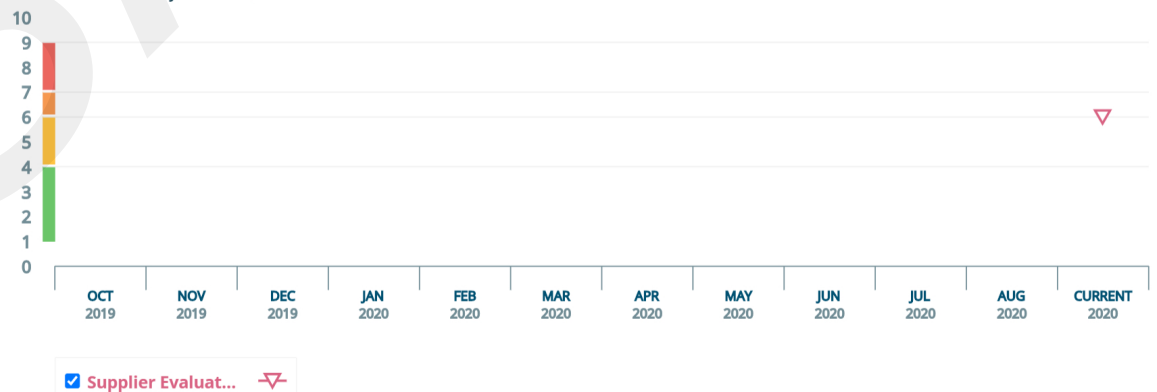
Low Risk (1)

High Risk (9)

Factors Affecting Your Score:

- Proportion of past due balances to total amount owing
- Proportion of slow payment experiences to total number of payment experiences reported
- Evidence of open liens
- Business belongs to an industry with above average risk of ceasing operations or becoming inactive
- Unstable Paydex over last 12 months

Business and Industry Trends ⓘ



D&B RATING ⓘ

Current Rating as of 06-02-2020

Previous Rating

Employee Size
1R: 10 employees and over


Risk Indicator
4: Higher than Average Risk

Employee Size
1R: 10 employees and over

Risk Indicator
3: Moderate Risk

D&B VIABILITY RATING ⓘ

Portfolio Comparison Score ⓘ



Level of risk
Moderate-High


Rating Confidence Level
Robust Predictions

Probability of becoming no longer viable
7%

Percentage of businesses ranked with this score
14%

Average probability of becoming no longer viable
5%

Viability Score ⓘ



Level of risk
Low

Probability of becoming no longer viable
7%

Percentage of businesses ranked with this score
14%

Average probability of becoming no longer viable
14%

Data Depth Indicator ⓘ



- Rich Firmographics
- Extensive Commercial Trading Activity
- Basic Financial Attributes

Company Profile ⓘ

	Financial Data	Trade Payments	Company Size	Years in Business
G	Not Available	Available	Large	Established

Compared to ALL US Businesses within the D&B Database:

- Financial Data : Not Available
- Trade Payments : Available: 3+Trade
- Company Size : Large: Employees:50+ or Sales: \$500K+
- Years in Business : Established: 5+